

- A new purple color-shifting addition to the series.


Height: 6-12" (15-30cm) Spread: 12-24" (30-61cm) Exposure: Partial Sun, Sun

Tray Sizes (cells/tray):	Rooting Hormone:	Average Days with Mist:	Pinch:Average Propagation Time Yes (weeks):	Comments:
50, 72, 84, 105	No	6-8	3-4	Avoid wide fluctuations in soil moisture. Apply preventative fungicide drench at 18-21 days after sticking.


Soil pH:	Light Levels	Temperature Day:	Temperature Night:	Fertilization (ppm N):	No. of Pinches:	Plant Growth Regulators (S) = spray / (D) = drench:	Pests: Thrips, aphids, leafminers	Diseases: Root rot	Comments:
5.4 (fc):	71-76°F (22-24°C)	50-58°F (10-14°C)	225-300	1-2	Use B-Nine(S) 2,500-5,000 ppm, Bonzi(D) 3-8 ppm or Florel(S) 300-500 ppm applied 1 time up to 3 times for large baskets to maintain habit as needed.				Cooler air temperatures and high light will reduce or eliminate any need for plant growth regulators. Maintain pH at 5.2-5.8 to optimize plant health. Crop times will be shortest as days lengthen in Spring. Apply preventative broad-spectrum fungicide drench early (7-10 days after transplant). Avoid saturated media and excessive feed levels.

4- to 5-inch (10- to 13-cm) Pots, Quarts :6-inch (15-cm) Pots, Gallons:10- to 12-inch (25- to 30-cm) Tubs or Baskets:
1 ppp, 6-9 weeks 1-2 ppp, 7-11 weeks 3-5 ppp, 8-12 weeks


Other Cha-Cha™ Varieties




New Calibrachoa Cha-Cha™ Electric Pink




Calibrachoa Cha-Cha™
Diva Lavender




Calibrachoa Cha-Cha™
Fuchsia




Calibrachoa Cha-Cha™
Lavender




Calibrachoa Cha-Cha™
Orange




Calibrachoa Cha-Cha™
Red




Calibrachoa Cha-Cha™
Red Kiss




Calibrachoa Cha-Cha™ Yellow




Calibrachoa Cha-Cha™
Deep Blue




Calibrachoa Cha-Cha™
Diva Apricot



Calibrachoa Cha-Cha™
Diva Hot Pink



Calibrachoa Cha-Cha™
Frosty Lemon



Calibrachoa Cha-Cha™
Tangerine