



BaillFloraPlant.®

Updated: Spring 2026

Ageratum Monarch Magic Best PGR Practices

Lauren Blume
Dr. Nathan Jahnke
James Doukas






Ageratum Monarch Magic

- A one-of-a-kind trailing ageratum that monarch butterflies can't resist!
- Vigorous, spreading habit is ideal for use in baskets and mixes.
- Drought tolerant and hides its spent flowers.
- Great for landscapes and patios.

BaliFloraPlant®



Liner stage:

Crop time: 3-4 weeks in a split-102

Pinching: Not Recommended

Note: Unless a prostrate habit is desired for hanging baskets and combinations. (Mixes)

- **When pinching:** Pinch to 2 nodes. Pinching to only 1 node will create a Y-branched habit.
- **Not advised:** To pinch if growing for a 6-inch pot or smaller. (Bird's Nest Effect)

3 Weeks after Stick:



1-Node Pinch VS 2-Node Pinch

Ageratum Monarch Magic

1 Node Pinch VS 2 Node pinch



Liner stage: PGR Recommendations

Applications:

- **B9/Cycocel tank mix @ 3000/1000ppm**
Applied at 10-14 days or when roots hit the edge of the cell will provide adequate control.
- **Bonzi rootzone dip/drench**
For 2 minutes at 1.5ppm may be used, but be advised a lower PGR rate in the finished stage will likely be needed.
- **Configure 300ppm OR Florel 300ppm**
Will increase branching, but will require a 0.5Bonzi spray or low rate of B9/Cycocel spray to control in the finished pot size.

Not Advised: Hold longer than 7 days in the liner tray past the scheduled transplant week.

3 weeks after stick:



Top row: No pinch

2-node pinch VS 1-node pinch

Finishing:

Environment:

- Full sun is preferred to tone the plant.
- Can stretch in shade conditions.
- In Summer afternoon irrigations may be necessary.

Pot size:

- 6inch or larger
- 6inch – 1ppp
- 12inch – 2-3ppp

Timing:

- 5-6 weeks for both 6-inch and 12-inch depending on PGR used and 2-3ppp in 12in.

PGR:

- Bonzi drench at 1-2ppm OR a B9/Cycocel 3000/1000ppm tank mix spray will give adequate control.
 - Bonzi will not delay flowering
- Drench rates of bonzi ≥ 3 ppm Bonzi, not recommended, as it will lock up the plant.



Finishing: 12inch pot, 5 weeks after transplant



YP: B9/Cycocel 3000/1000ppm
FP: Bonzi 1ppm



YP: B9/Cycocel 3000/1000ppm
FP: B9/Cycocel 3000/1000ppm



YP: Florel
FP: No PGR

Finishing: 12inch pot, 5 weeks after transplant



YP: B9/Cycocel 3000/1000ppm
FP: Bonzi 3ppm



YP: Bonzi 20ppm Spray
FP: No PGR

Finishing: 6inch pot, 5 weeks after transplant



YP: B9/Cycocel 3000/1000ppm
FP: Bonzi 1ppm



YP: B9/Cycocel 3000/1000ppm
FP: B9/Cycocel 3000/1000ppm



YP: Florel
FP: No PGR

Finishing: 6inch pot, 5 weeks after transplant



YP: B9/Cycocel 3000/1000ppm
FP: Bonzi 3ppm



YP: Bonzi 20ppm Spray
FP: No PGR

Ageratum Monarch Magic

PGR Applications & Volume

Repeated low rates of PGR will control growth, but not lock up plants.

But that means the **Volume applied** becomes more important.

Very easy to **apply over the desired volume**, if not monitoring or measuring the application.

The result would be a higher rate of A.I. than desired and stunted plants.

Applying GA to fix a locked-up crop, is likely worse than a missed or over-regulated application.



Ageratum Monarch Magic

1.5GAL Sample Schedule (Northern)

| Crop Stage | | Propagation (3 weeks) | | | Finish Stage (6-7 weeks) | | | | | | | |
|--------------------|--|--------------------------|----|--------|--------------------------|--|----|----|----|----|----|--|
| Week of Production | | 9 | 10 | 11 | Transplant Week 12 | 13 | 14 | 15 | 16 | 17 | 18 | |
| Temperature | | 68-72F | | 62-65F | | 65F ADT | | | | | | |
| Notes | <ul style="list-style-type: none">102 Elle linerQuick root time 5-7 daysWK10 2500ppm Dazide + 1000ppm CycocelWK11 Paclo drench 2ppm | | | | | <ul style="list-style-type: none">Paclo drench 2ppm WK14 and possibly WK17As canopy begins to close in, apply a preventative Powdery Mildew spray ~WK15WK14 and on treat for Thrips/Aphids, Repeat application ~WK17If growing near other Whitefly attractive crops, treat preventatively and/or scout | | | | | | |

Monarch Magic Top Take-aways



Habit and Physical control

- Highly vigorous- Great for mono pots and larger combinations.
- Pinching is not recommended unless a prostrate habit is desired (multi-species combos), leave 2 nodes minimum.
- A trim around to the rim of a container may be done in finish to control overhang

Monarch Magic Top Take-aways



PGR Applications

- It is recommended to PGR in the liner stage, and before or after transplant, especially in a <6in. size container.
- Exceeding 2ppm Bonzi in a single application will lock up the plant. Also careful not to exceed desired volume per drench application.