



Ageratum Monarch Magic PGR Best Practices



Bali **FloraPlant**®

Lauren Blume

Territory Manager & Technical Lead

Ageratum Monarch Magic


- A one-of-a-kind trailing ageratum that Monarch butterflies can't resist!
- Vigorous, spreading habit is ideal for use in baskets and mixes.
- Drought tolerant and hides its spent flowers.
- Great for landscapes and patios.



Liner stage:

- Pinching: **Not recommended** unless a prostrate habit is desired for hanging baskets and combinations.
 - When pinching, it is advised to **pinch to 2 nodes**. *Pinching to 1 node will create a Y-branched habit.*
 - Pinching is **not advised** if growing for a 6-inch pot or smaller.
- Prop time: Monarch Magic roots quickly and will finish in 3-4 weeks in a split-102.


3 weeks after stick:



Liner stage: PGR Recommendations

- PGR:
 - B-Nine/Cycocel tank mix at 3,000/1,000 ppm applied at 10-14 days or when roots hit the edge of the cell. *It is not advised to hold longer than 7 days in the liner tray.*
 - A Bonzi rootzone dip for 2 minutes at 1.5 ppm may be used, but be advised, a lower PGR rate in the finished stage will likely be needed.
 - Configure 300 ppm OR Florel 300 ppm will increase branching but will require a 0.5 Bonzi or low rate of B-Nine/Cycocel spray to control in the finished pot size.

3 weeks after stick:




2-Node Pinch

1-Node Pinch



Ageratum Monarch Magic

1-node pinch VS 2-node pinch




Pinching for 1 ppp applications can add crop time, as the center fills in.






General Finishing:

- PGR:
 - Bonzi drench at 1-2 ppm OR a B-Nine/Cycocel 3,000/1,000 ppm tank mix spray will give adequate control.
 - Bonzi will not delay flowering
 - 3 ppm Bonzi is **not recommended**, as it will lock up the plant.
- Environment:
 - Full sun is preferred to tone the plant; **it will stretch in shade conditions.**
- Pot size:
 - 6-inch or larger
 - 6-inch – 1 ppp
 - 12-inch – 2-3 ppp
- Timing:
 - 5-6 weeks for both 6-inch and 12-inch, depending on PGR used.



Finishing: 12-inch pot, 5 weeks after transplant

Recommended applications:

- A.  YP: B-Nine/Cycocel
3,000/1,000 ppm
FP: Bonzi 1 ppm
No pinch
- B.  YP: B-Nine/Cycocel
3,000/1,000 ppm
FP: B-Nine/Cycocel
3,000/1,000 ppm
No pinch
- C.  YP: Florel 300 ppm
FP: No PGR
No pinch



Finishing: 12-inch pot, 5 weeks after transplant

NOT RECOMMENDED:






Too compact





Too stretched

Finishing: 6-inch pot, 5 weeks after transplant

Recommended applications:

- A.  YP: B-Nine/Cycocel
3,000/1,000 ppm
FP: Bonzi 1 ppm
No pinch
- B.  YP: B-Nine/Cycocel
3,000/1,000 ppm
FP: B-Nine/Cycocel
3,000/1,000 ppm
No pinch
- C.  YP: Florel 300 ppm
FP: No PGR
No pinch



Finishing: 6-inch pot, 5 weeks after transplant

NOT RECOMMENDED:



YP: B-Nine/Cycocel
3,000/1,000 ppm
FP: Bonzi 3 ppm

Too compact




YP: Bonzi 20 ppm Spray
FP: No PGR

Too stretched

Grow in Full Sun



Grown in Shade



Grown in Sun

Adding more grow time in a low-light situation will start a cycle of PGR for control and potential lockup.



Monarch Magic Top Take-aways



- Monarch Magic is highly vigorous and great for mono pots, landscapes and combinations.
- Pinching is **not recommended** unless a prostrate habit is desired, then pinch to **2 nodes minimum**.
- Best to use PGR to tone in both liner and finish stage.
- Full sun recommended for toning.

