ColorRush

Minimum culture standards
1 Gallon

Spring 2017

Ball Flora Plant
Research & Development

622 Town Road
West Chicago, IL
60185-2698

Ball FloraPlant

ColorRush

Minimum Culture Standards
1 Gallon

Data Points

- Tray Size: 78 (30mm liner)
- Stick Date: Week 1
- Pinch: Week 5
- Transplant: Week 6
- Finish: Week 13
- Total Crop Time: 12 Weeks
- Fertilizer: 14-4-14 (200 ppm N)

Cutting

1 Gallon

Ball FloraPlant

Average Temperatures

Jan Avg 67.3°, Max 76.8°, Min 62.6°
Mar Avg 69.4°, Max 88°, Min 62.2°
Feb Avg 68.5°, Max 90.7°, Min 62.2°
Apr Avg 71.2°, Max 88.2°, Min 62.6°

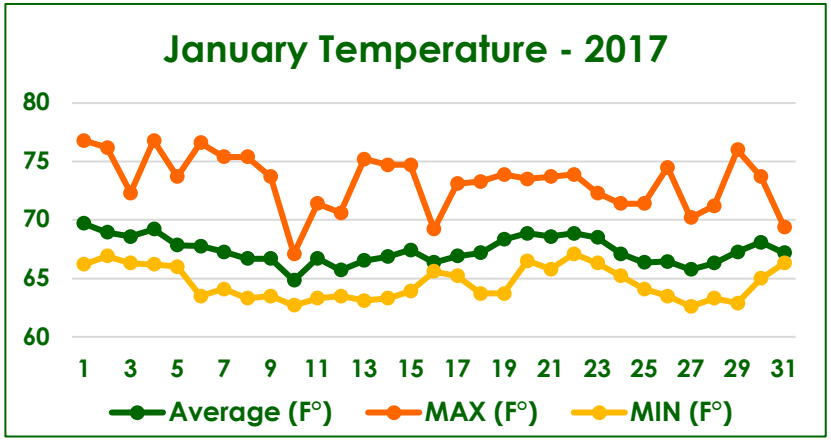

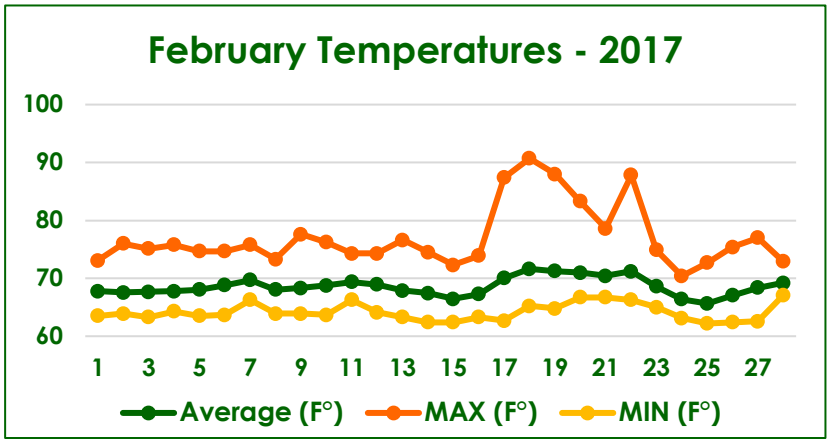

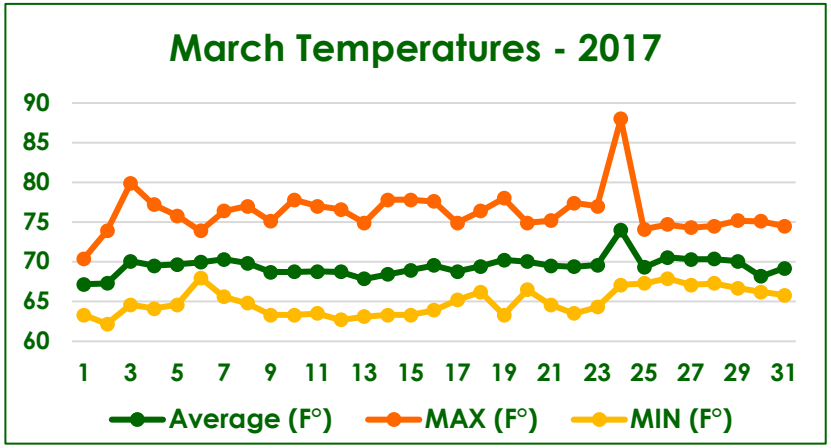

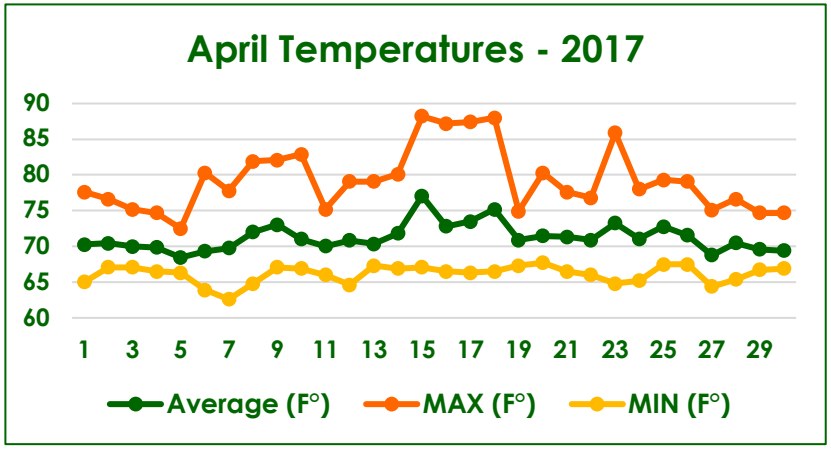

Ball FloraPlant

Average moles

January: 1.4 February: 4.7 March: 6.9 April: 8.6

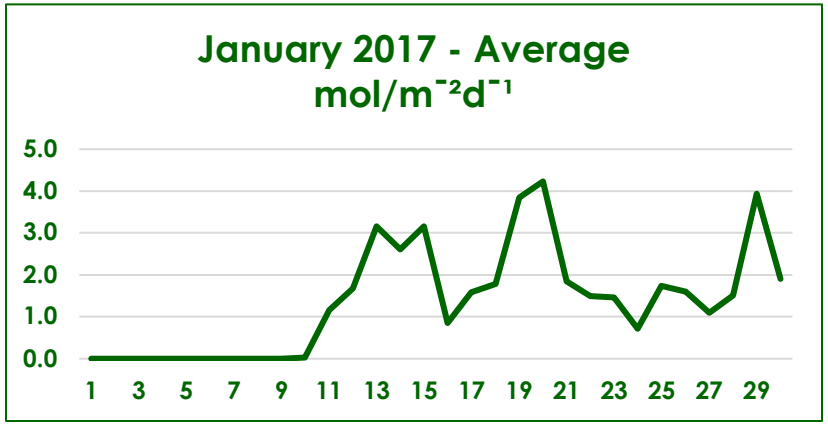

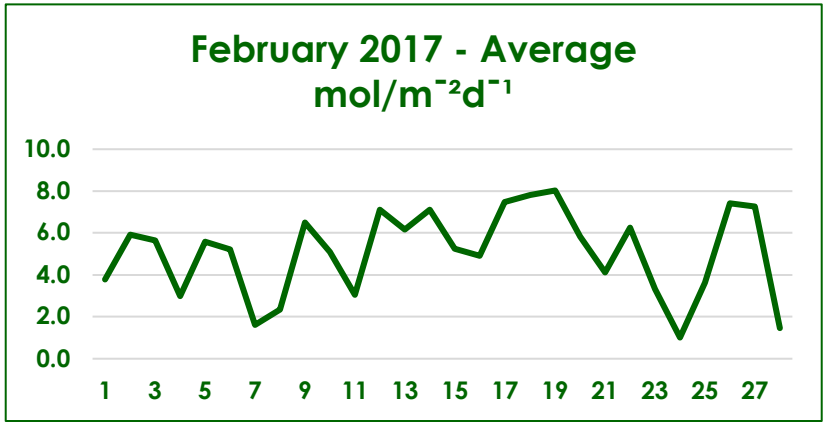

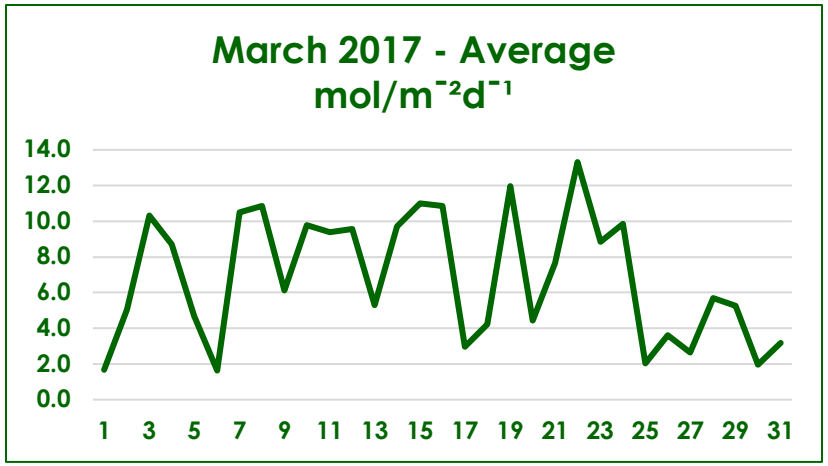

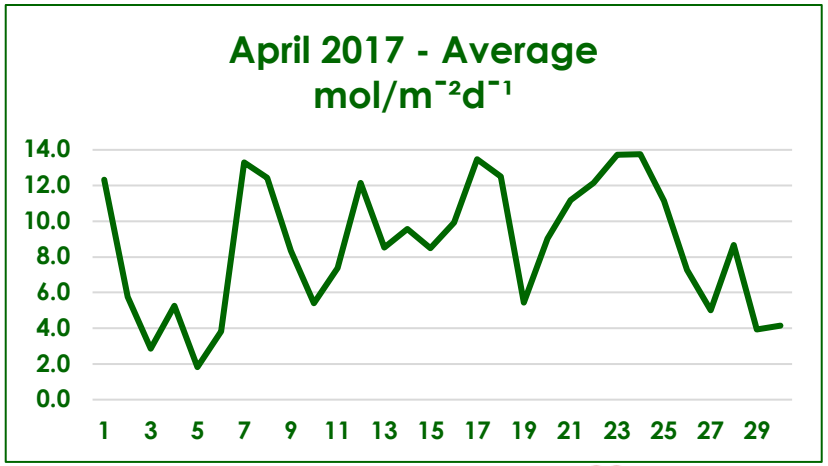

Ball FloraPlant

ColorRush Liner Treatment

- Week 2 Stick
- Week 5 Pinch
- Week 6 PGR
  (liners received 3ppm Bonzi Spray)
- Week 7 Transplant

Ball FloraPlant

ColorRush PGR Applications

	Treatments	Timing (after transplant)
	• Pinch/No PGR	
	• Pinch/B-Nine 5000ppm	in Prop and 2 weeks
	• Pinch/B-Nine 3000ppm Cycocel 750ppm	in Prop and 2 weeks
Best Treatment	• Pinch/Bonzi 5 ppm spray 2ppm Drench	in Prop 2 weeks

Ball FloraPlant

7 Weeks After Transplant ColorRush Pink

Control (Pinch/No PGR)

Bonzi 5 ppm

ColorRush Blue

Control (Pinch/No PGR)

Bonzi 5 ppm

ColorRush
Minimum Culture Standards
West Chicago

Recommended Practice

- For best results pinch liners 3-4 weeks after stick.
- Applying a 5ppm Bonzi Spray in propagation promotes uniformity
- An additional PGR drench of 2ppm Bonzi two weeks after transplant will promote toned but lush growth

ColorRush Pink
Bonzi 5 ppm spray in prop
2 ppm drench

Ball FloraPlant