



Ball Flora Plant
Research & Development

725 Zenon Way
Arroyo Grande CA 93420
(805) 489-0228

Flame Thrower Best Cultural Practice

California Spring 2017

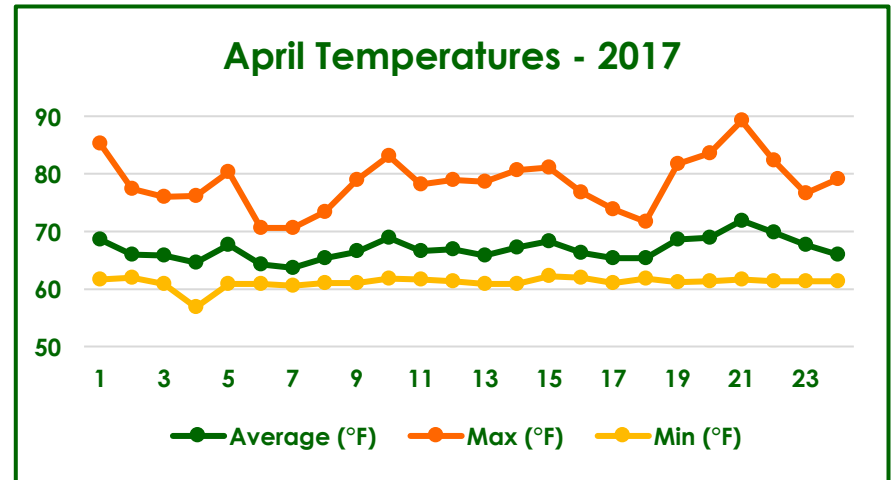
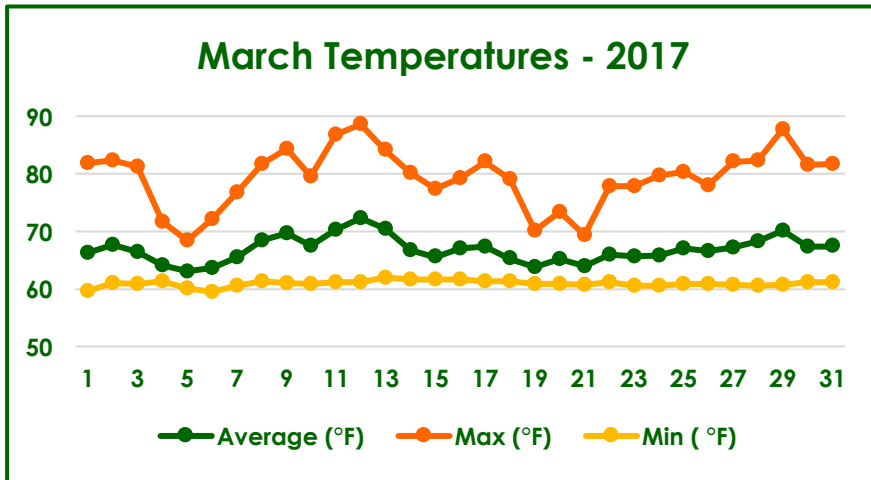

Ball Flora Plant

FlameThrower

Best Cultural Practice Spring 2017


- Tray size: 102
 - **Stick: Week 5**
 - Pinch: Week 9
 - Transplant: Week 10
 - PGR Application: Week 12
 - Finish: Week 16
 - **Total crop time: 11 weeks**
 - Soil pH: 5.8 (ideal pH 5.8-6.2)
 - Fertilizer 17-5-17 (200 ppm N)
 - Container Size: 1 Quart
- **Treatments:**
 1. Control, No Pinch/No PGR
 2. Pinch/No PGR
 3. No Pinch, B-Nine 2,500/Cycocel 750 ppm
 4. Pinch, B-Nine 2,500/Cycocel 750 ppm
 5. No Pinch, Sumagic 5 ppm
 6. Pinch, Sumagic 5 ppm

Average Temperatures

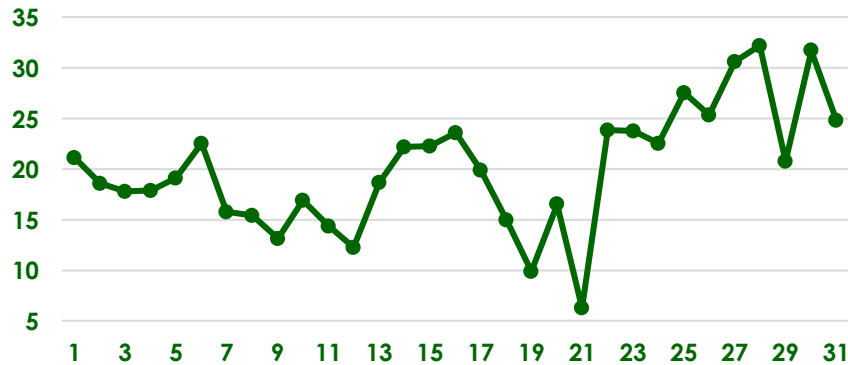


Average Temperatures			
Month	Average (°F)	Max (°F)	Min (°F)
March	67 °F	79 °F	66 °F
April	67 °F	79 °F	61 °F

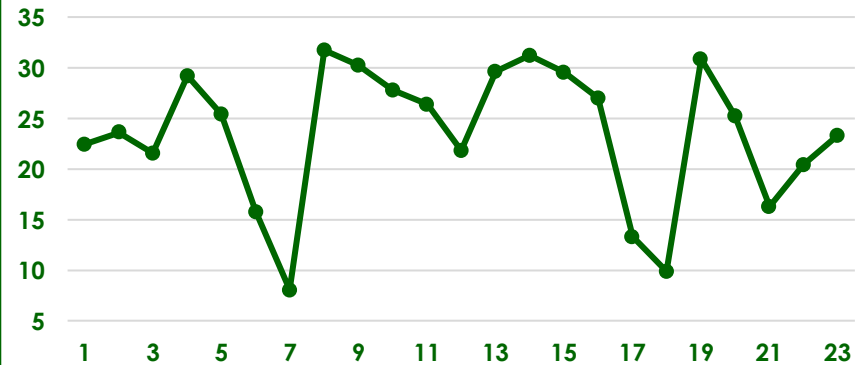
Average Moles



March 2017 – Average mol/m²d⁻¹




April 2017 – Average mol/m²d⁻¹



Average Moles:

- March: 20.1 mol/m²d⁻¹
- April: 23.5 mol/m²d⁻¹

Pinch/No PGR 2 Weeks After Transplant




FlameThrower Chipotle

FlameThrower Chilli
Pepper

FlameThrower Spiced
Curry

FlameThrower Salsa
Verde




FlameThrower Habanero

FlameThrower Serrano

No Pinch/No PGR

5 Weeks After Transplant



FlameThrower Chipotle



FlameThrower Chilli
Pepper



FlameThrower Spiced
Curry



FlameThrower Salsa
Verde




FlameThrower Habanero



FlameThrower Serrano

Pinch/No PGR

5 Weeks After Transplant



FlameThrower Chipotle



FlameThrower Chilli
Pepper



FlameThrower Spiced
Curry



FlameThrower Salsa
Verde




FlameThrower Habanero



FlameThrower Serrano

Pinch, B-Nine 2,500/ Cycocel 750 ppm 5 Weeks After Transplant



FlameThrower Chipotle

FlameThrower Chilli Pepper

FlameThrower Spiced Curry

FlameThrower Salsa Verde




FlameThrower Habanero

FlameThrower Serrano

Pinch, Sumagic 5 ppm Spray

5 Weeks After Transplant



FlameThrower Chipotle



FlameThrower Chilli Pepper



FlameThrower Spiced Curry



FlameThrower Salsa Verde



FlameThrower Habanero




FlameThrower Serrano

FlameThrower Best Practice

- FlameThrower Coleus were successfully grown with **No pinch/No PGR.**
- Pinching one week prior to transplant increased branching, but is not needed.
- No pinch and PGR is needed!
- ❖ If desired or **growing pot tight**, a **Pinch** one week prior to transplant and a **B-Nine 2,500 ppm/Cycocel 750 ppm spray**, or low **Sumagic rate** application 2 weeks after transplant will provide some control.

Recommended Practice No Pinch/No PGR



FlameThrower Chipotle



FlameThrower Chilli
Pepper



FlameThrower Spiced
Curry



FlameThrower Salsa
Verde



FlameThrower Habanero



FlameThrower Serrano