

# Clockwork™ New Guinea Impatiens



Bred to be extremely uniform in habit and flower timing across all colors, blooming all in the same week. Beneficial to greenhouse growers, as culture does not need adjusting. Since all colors finish together, they can be shipped to retail at the same time. Series truly performs like clockwork.  
Ideal for quart and gallon containers, and hanging baskets.

Novel new color for the series adds interest and excitement while maintaining uniformity.

## General & Information

**Height:** 8-10" (20-25cm) **Spread:** 10-12" (25-30cm) **Exposure:** Shade

## Propagation Guide

Tray Sizes (cells/tray):	Rooting Hormone:	Average Days with Mist:	Pinch: No	Average Propagation Time (weeks):	Comments:
50, 72, 84, 105	No	7-8		3-4	Apply preventative fungicide spray after sticking. Reduce mist as soon as possible. Scout regularly for Botrytis.

## Finishing


Soil pH:	Light Levels (fc):	Temperature Day:	Temperature Night:	Fertilization (ppm N):	No. of Pinches:	Plant Growth Regulators (S) = spray / (D) = drench:	Pests:	Diseases:	Comments:
5.8- 6.2	4,000- 7,000	68-76°F (20-24° C)	59-64°F (15-18° C)	175-225	0	Bonzi(S) 2-10 ppm can be used to control habit early; Bonzi(D) 0.25-1.0 ppm applied as crop matures will control final height but not delay flowering or reduce flower size. Florel(S) 100 -200 ppm can be used to improve branching but will usually not be needed.	Thrips, aphids, mites	Impatiens Necrotic Spot Virus, Botrytis, Pythium	Maintain 68°F (20°C) average daily temperature to optimize bloom size and reduce time to flower. Cooler temperatures will extend crop time. Grow crop somewhat dry to help control growth and hasten flowering. Avoid excess micro-nutrients in the soil. With good cultural practices and environmental conditions, no PGRs will be needed.

## Crop Time


4- to 5-inch (10- to 13-cm) Pots, Quarts :	6-inch (15-cm) Pots, Gallons:	10- to 12-inch (25- to 30-cm) Tubs or Baskets:
1 ppp, 6-8 weeks	1-2 ppp, 7-9 weeks	4-5 ppp, 8-11 weeks

**NOTE:** Growers should use the information presented here as guidelines only. Ball FloraPlant recommends that growers conduct a trial of products under their own conditions. Crop times will vary depending on the climate, location, time of year, and greenhouse environmental conditions. It is the responsibility of the grower to read and follow all the current label directions relating to the products. Nothing herein shall be deemed a warranty or guaranty by Ball FloraPlant of any products listed herein. Ball FloraPlant's terms and conditions of sale shall apply to all products listed herein.


## Other Clockwork™ Varieties




Clockwork™  
Appleblossom




Clockwork™ Red




Clockwork™ Cherry  
Strike




Clockwork™ Hot Pink  
Glow




Clockwork™ Lavender




Clockwork™ Rose




Clockwork™ White




Clockwork™ Orange



Clockwork™ Orange  
Stripe



Clockwork™ Pink Star



Clockwork™ Purple